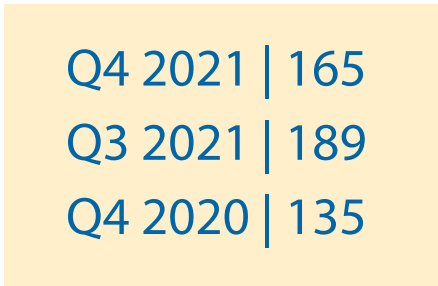




# ECONOMIC INDICATORS DASHBOARD

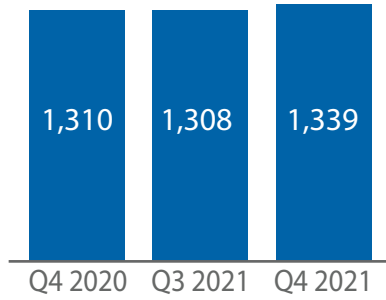
NOTE: This Economic Indicators Dashboard contains the most up-to-date data available to the City as of March 2022.

## NEW BUSINESS LICENSES



Source: City of Concord Finance Department

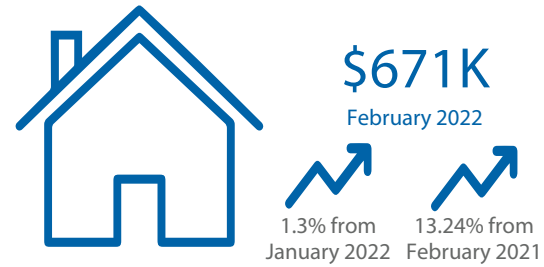
## BUILDING PERMITS ISSUED



Valuation of Q4 2021 Permits Issued: \$35.7M

Source: City of Concord Community Development Department

## TYPICAL HOME VALUE (All homes)



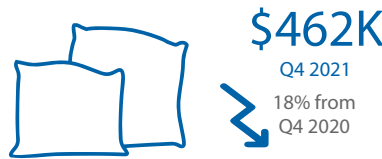
Source: Zillow Home Value Index

## SALES TAX REVENUE (Inc. Measure Q/V)



Source: HdL Companies

## TRANSIENT OCCUPANCY TAX REVENUE



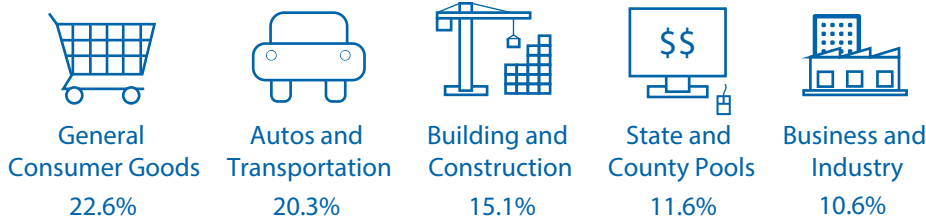
Source: City of Concord Finance Department

## RESTAURANTS AND HOTELS SALES TAX REVENUE



Source: HdL Companies

## TOP SALES TAX REVENUE GENERATORS BY MAJOR INDUSTRY



Percentage of total Q3, 2021 sales tax revenue

Source: HdL Companies

## WEBSITE ANALYTICS CONCORDFIRST.COM (Q4 2021 | Change since Q3 2021)



Source: Google Analytics

## CURRENT VACANCY & LEASE RATES (As of Quarter 4, 2021 | Change since Quarter 4, 2020)



Source: CoStar